

**Atelier sur l'impact socio-économique de
l'électrification décentralisée**
13-14 novembre 2019

Thomas ANDRÉ

thomas.andre@ren21.net

2019

Governments:

Afghanistan, Brazil, Denmark, Dominican Republic, Germany, India, Mexico, Norway, Republic of Korea, South Africa, Spain, UAE, USA

Industry Associations:

AMDA, ARE, ACORE, APREN, ALER, CREIA, CEC, EREF, GOGLA, GSC, GWEC, IREF, IGA, IHA, RES4Africa, WBA, WWEA



Science & Academia:

AEE INTEC, Fundacion Bariloche, Higher School of Economics (Russia), IIASA, ISES, NREL, SANEDI, TERI

Intergovernmental Organisations:

ADB, APERC, ECREEE, EC, GEF, IEA, IRENA, IsDB, RCREEE, UNDP, UN Environment, UNIDO, World Bank

NGOs:

Club-ER, CLASP, CCA, CAN-I, CEEW, Energy Cities, FER, Global 100% RE, GFSE, GWNET, Greenpeace International, ICLEI, ISEP, IEC, JVE, MFC, SLoCaT, Power for All, REEEP, REI, SCI, WCRE, WFC, WRI, WWF




AN INTERNATIONAL POLICY NETWORK TO BUILD A SUSTAINABLE ENERGY FUTURE WITH RENEWABLES



Who we are



Global Status Report: yearly publication since 2005



Renewables in Cities Global Status Report

Knowledge



Regional Reports



Global Futures Reports



Thematic Reports



Network and Community



Debates



23-25 October 2019

Renewables Global Status Report

Collaborative annual reporting since 2005 building on international expert community.



The report features:

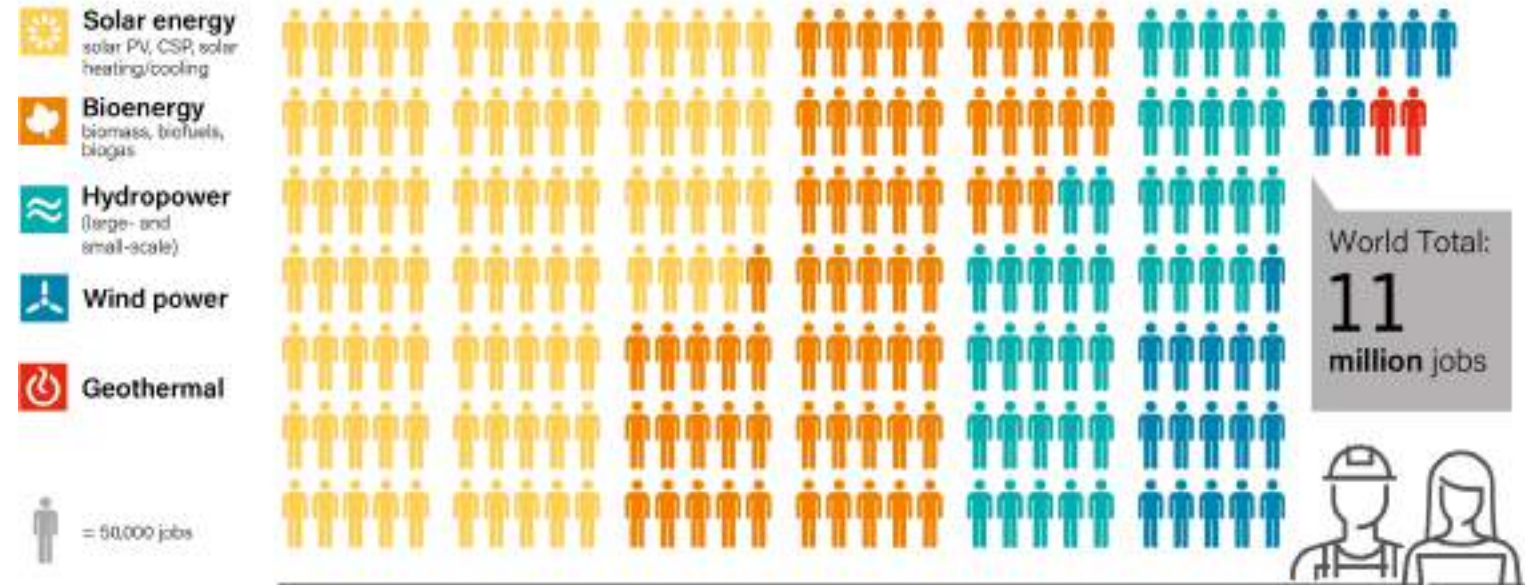
01. Global Overview
02. Policy Landscape
03. Market & Industry Trends
04. Distributed Renewables for Energy Access
05. Investment Flows
06. Energy Systems Integration and Enabling Technologies
07. Energy Efficiency
08. Feature: Renewable Energy in Cities



Jobs in renewable energy increase again in 2018

- Renewable energy sector employed around **11 million** people worldwide in 2018
- **Solar PV** was again the largest employer of all renewable energy industries
- The largest employer remained **China**, followed by the EU, Brazil, US, and India

Jobs in Renewable Energy

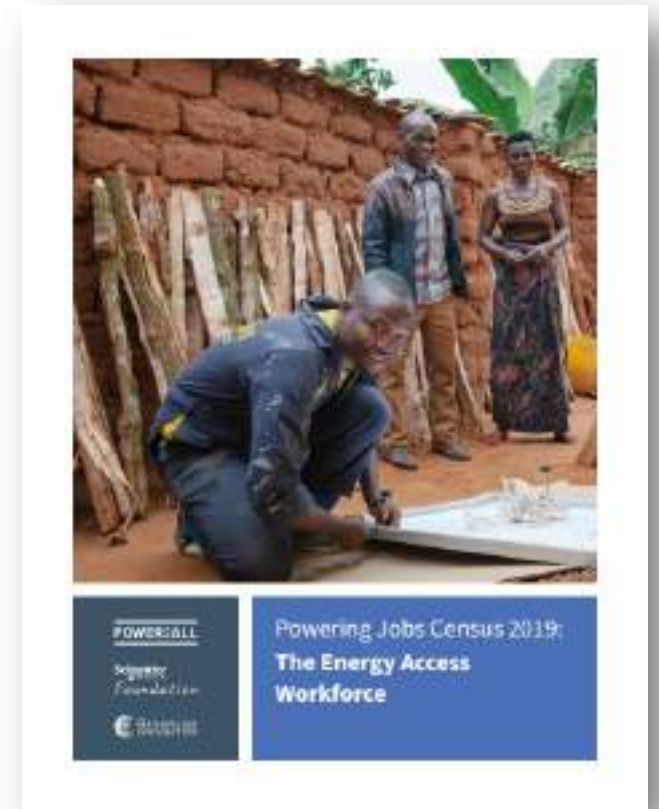
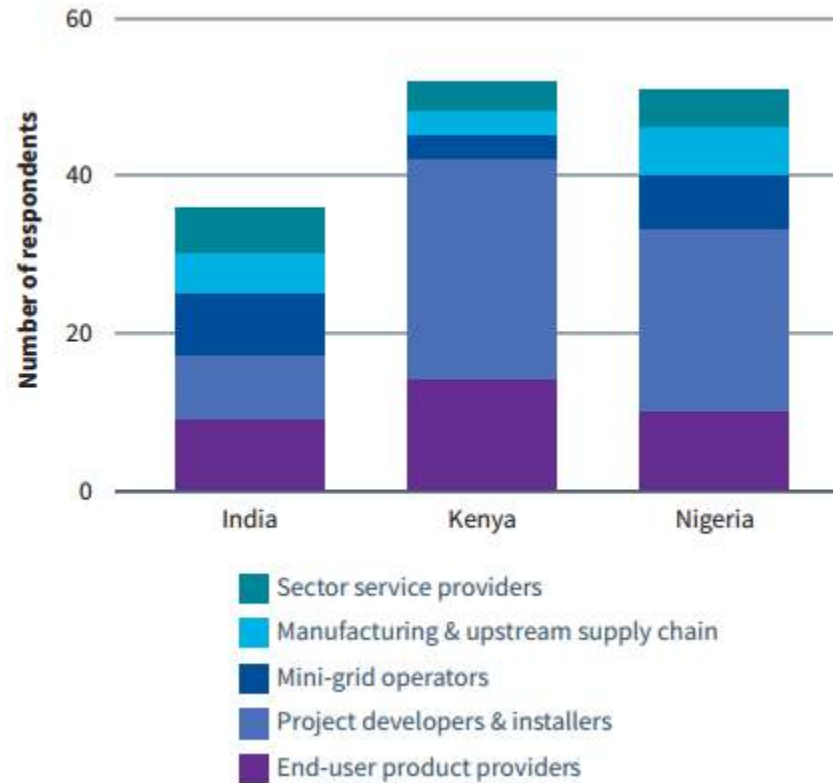


REN21 RENEWABLES 2019 GLOBAL STATUS REPORT

Source: IRENA.

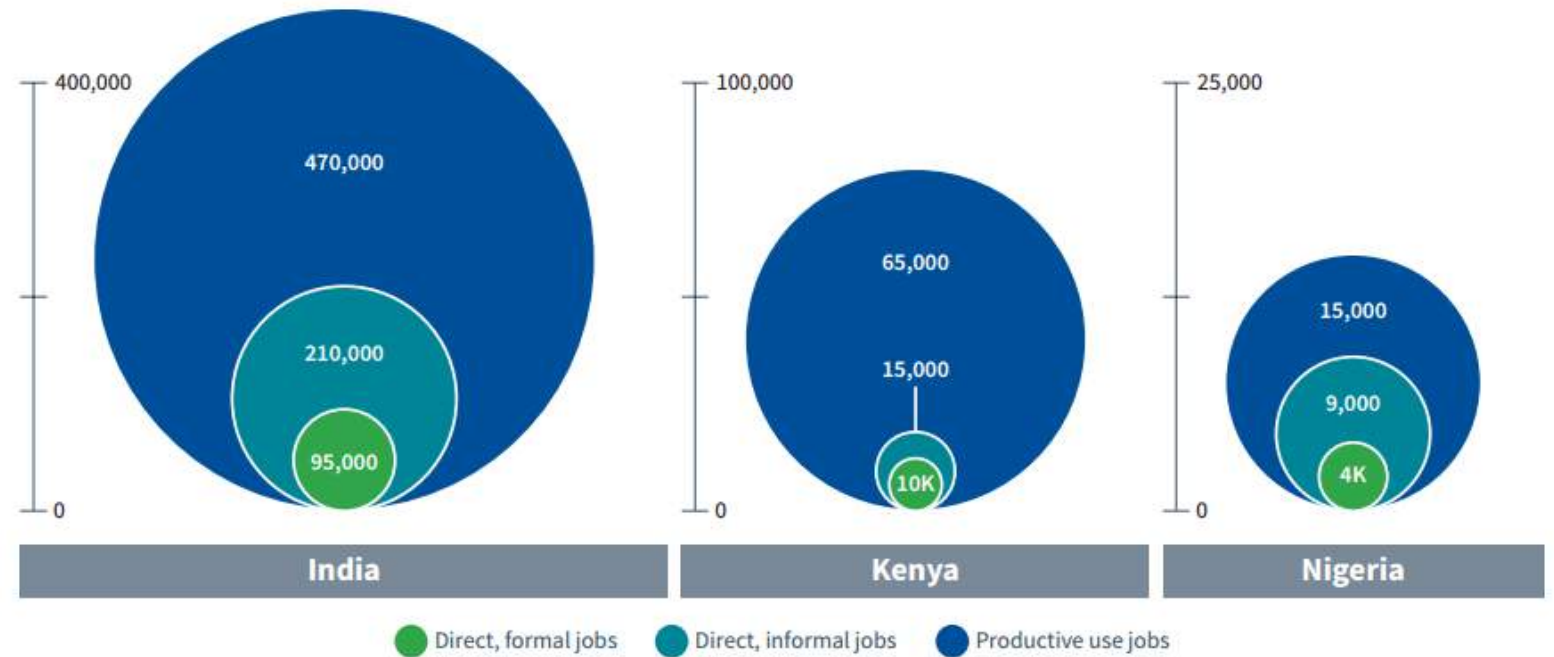
Powering Jobs Census 2019: The Energy Access Workforce

- First comprehensive jobs census of the DRE sector
- Covering pico-solar appliances, SHS, stand-alone and grid-tied C&I, mini-grids and productive use.
- In 3 countries:
 - India
 - Kenya
 - Nigeria



Employment Impact in India, Kenya and Nigeria

- **109,000 direct, formal DRE jobs** across India, Kenya and Nigeria
- **2x: size of direct, informal workforce** compared to direct, formal workforce
- **5x: estimated size of productive use workforce** compared to direct, formal workforce



Pico-solar & SHS companies are currently the jobs engine of the DRE sector

India

Kenya

Nigeria

2017-18

→ **95,000** direct, formal jobs

- **97%** provided by **pico-solar & SHS** companies
- 2% by water pumps
- 1% by C&I and micro-grids

→ **10,000** direct, formal jobs

- **78%** provided by **pico-solar & SHS** companies
- 18% by the C&I sector
- 4% by micro-grids & water pumps

→ **4,000** direct, formal jobs

- **71%** provided by the **C&I sector** (project developers & installers)
- 26% by pico-solar & SHS
- 3% by micro-grids

The DRE sector provides skilled, middle-income and longer-term work

More than
2/3rd
of the workforce is
skilled, compared to
50% of the global utility-
scale solar sector
workforce

Average non-managerial
DRE wages fall in the
**middle-
income**
range for each respective
country

Employee retention for
direct, formal jobs
averages more than
30 months

Women account for only **25%** vs. **60%**
of direct, formal jobs of informal jobs

RENEWABLES 2019 GLOBAL STATUS REPORT

